



College Board Opportunity Scholarships—*Complete the FAFSA[®]*

**Classroom Guidance Series for
Counselors**



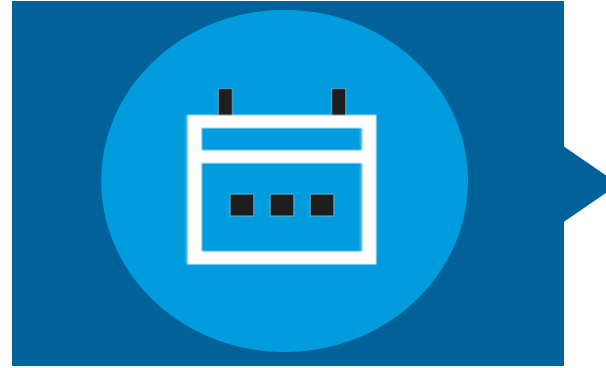
Today, we will cover the following ...

- 01** Complete the FAFSA Overview
- 02** Sign up for WyattSM
- 03** Student Dashboard

Overview of Complete the FAFSA

\$500 Scholarships

Drawings are random and take place at the end of each month that Complete the FAFSA® is open.



Drawings October through February

Complete the FAFSA is open to seniors from October through February.

Monthly Winners

500 winners monthly October through December and 100 winners monthly in January and February.

1,700 scholarships in total will be given for completing the FAFSA.



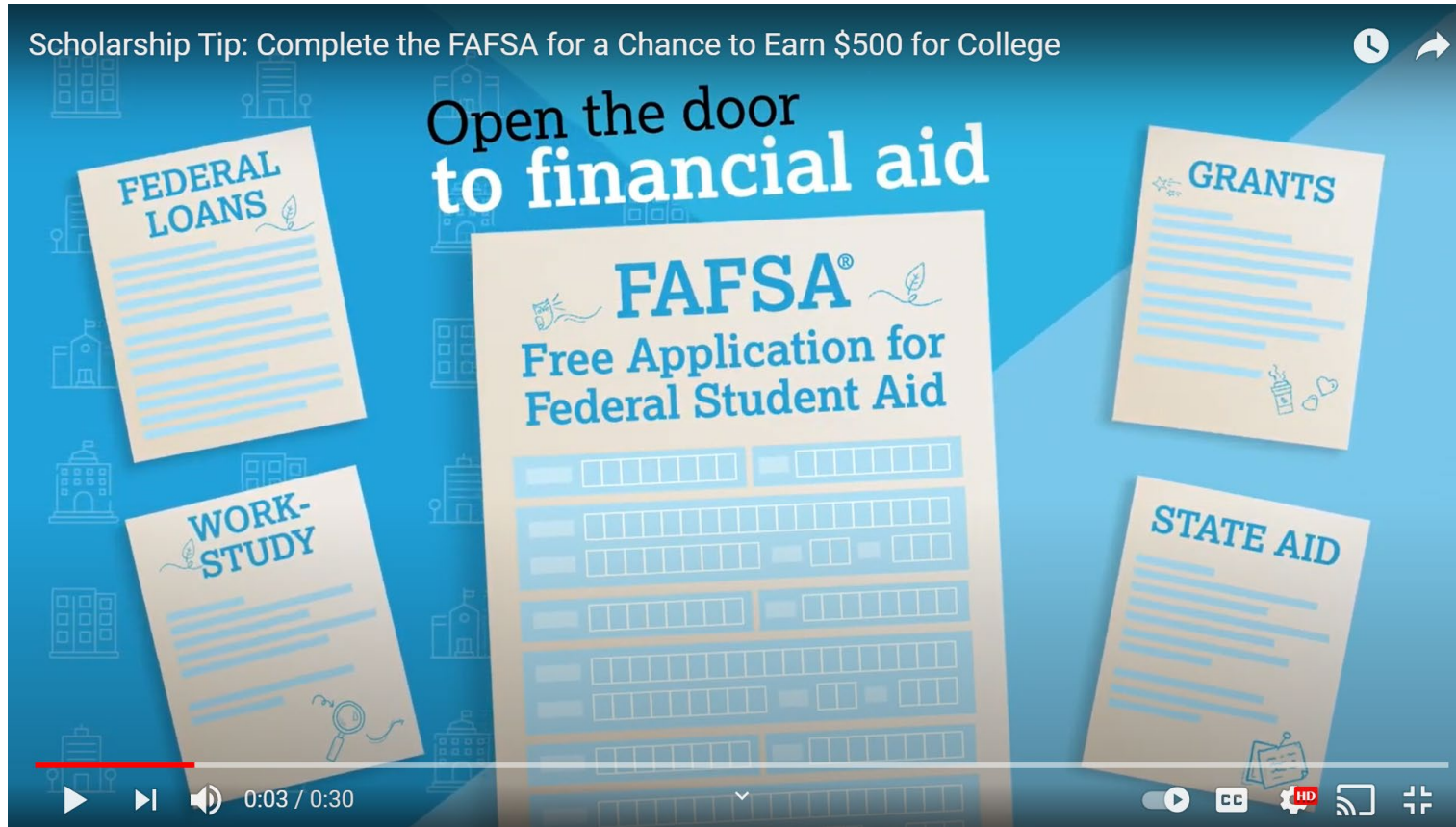
How to Enter

Students must complete the FAFSA and then confirm they have submitted it on their My Action Plan page. Students who are ineligible to complete the FAFSA can still earn an entry.

At least one half of the scholarships will be awarded to students from families with incomes of \$60,000 or less.

Video: Complete the FAFSA

<https://www.youtube.com/watch?v=-uWXeN0ZkU0&feature=youtu.be>



Four Simple Steps to Complete the FAFSA



**Complete the
FAFSA at
studentaid.gov**




**Go to My Action
Plan and select
“Get started” under
the Complete the
FAFSA icon**



**Select the “Submit
your qualification”
button**



**Select the
“Confirm your
qualification”
button**

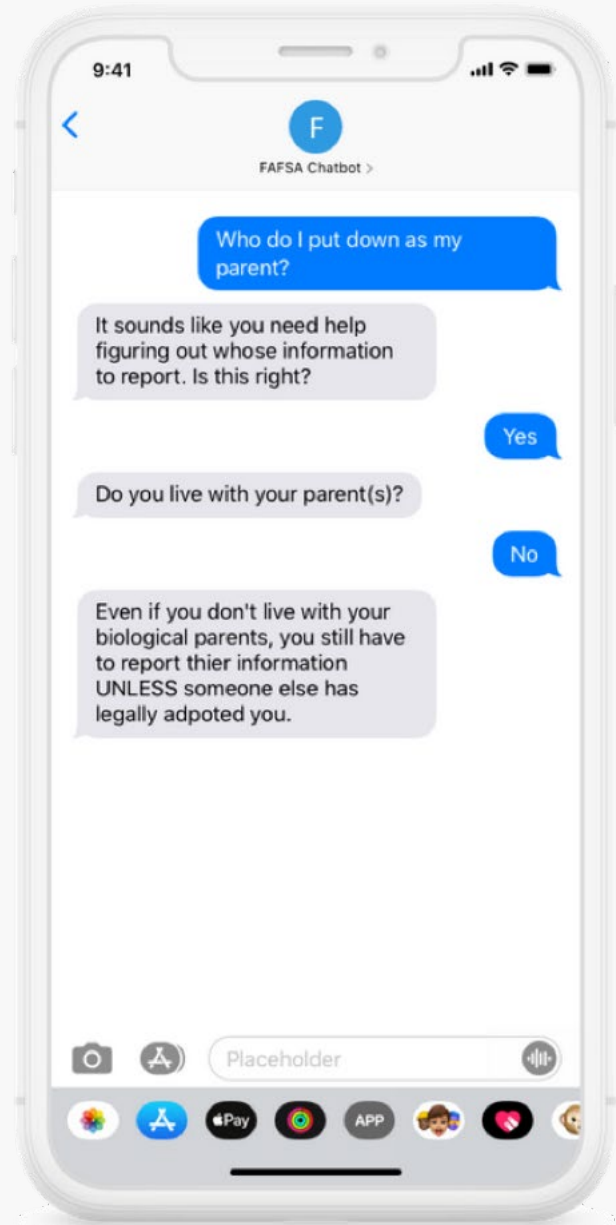


Step One: Complete the FAFSA at studentaid.gov

Additional information on completing the FAFSA can be found under Apply for Aid.

To start the FAFSA or return to your application click “Start Here” or “Log In.”

The screenshot shows the Federal Student Aid website homepage. At the top, there is a navigation bar with the text "An official website of the United States government" on the left, "Help Center" and "English | Español" on the right, and the "Federal Student Aid" logo in the center. Below the logo, there are four menu items: "UNDERSTAND AID", "APPLY FOR AID", "COMPLETE AID PROCESS", and "MANAGE LOANS". The "APPLY FOR AID" menu item is circled in red. Below the navigation bar, there is a large banner with a dark blue background. On the left side of the banner, the text "Complete the FAFSA® Form" is displayed in large white font, with a green underline under "Complete". Below this text, it says "Use the *Free Application for Federal Student Aid* (FAFSA®) form to apply for financial aid for college or graduate school." On the right side of the banner, there are two sections. The first section is titled "New to the FAFSA® Process?" and includes the text "Completing the FAFSA form is free. Fill it out now." Below this text is a white button with the text "Start Here" in blue, which is circled in red. The second section is titled "Returning User?" and includes the text "Correct info | Add a school" and "View your *Student Aid Report* (SAR)". Below this text is a white button with the text "Log In" in blue, which is also circled in red.



Wyatt FAFSA Completion Assistance for Your Students

In partnership with Benefits Data Trust, the College Board is offering a **free** FAFSA assistance chatbot.

The chatbot addresses major barriers to FAFSA completion, including:

- FSA ID troubleshooting
- Figuring out whose income to report
- Accessing documentation
- Household composition
- Using the IRS Data Retrieval Tool

Step Two: My Action Plan

After completing the FAFSA, students should open their My Action Plan.

When students select My Action Plan, they will see each step.

When this step opens, students will Click “Get started” under “Complete the FAFSA.”

The screenshot shows the 'Opportunity Scholarships' My Action Plan interface. At the top, there is a navigation bar with 'Home', 'My Action Plan', 'My Achievements', 'Scholarship Details', 'Official Rules', 'FAQ', and 'More'. Below this is a progress bar with seven steps: 'Build Your College List' (Completed \$500), 'Practice for the SAT' (Get started \$500), 'Explore Scholarships' (July 2021 \$500), 'Strengthen Your College List' (July 2021 \$500), 'Complete the FAFSA' (October 2021 \$500, circled in red), 'Apply to Colleges' (October 2021 \$500), and 'Complete Your Journey Complete All Six' (\$40,000). Below the progress bar are three main sections: 'Build Your College List' with a green checkmark and the text 'You've completed the actions for this scholarship!'; 'Practice for the SAT' with a deadline of 'October 31' and a note that practice activity is updated within 24 hours; and a eligibility question: 'Are you eligible for additional scholarship entries?' with a 'Submit' button.

Step Three: Submit your qualification

Students can also access their FAFSA through this link.

To submit your qualification, click the yellow box.

Opportunity Scholarships [Home](#) [My Action Plan](#) [My Achievements](#) [Scholarship Details](#) [FAQ](#) [More](#)

Complete the FAFSA

Submit the 2022 [2022 Free Application for Federal Student Aid \(FAFSA\)](#) for a chance to earn

You qualify for the scholarship if:

- You submitted the 2020-2021 FAFSA
- Or you submitted the financial aid from for you state. [More](#)
- Or you are legally ineligible to submit the FAFSA or a state aid form. [More](#)


[Need help filling out the FAFSA? Connect with our partner for assistance.](#)

Submit your qualification

Step Four: Confirmation

For those students who qualify to complete the FAFSA, once submitted they will need to click “I confirm I qualify” to complete this action.

If a student doesn’t qualify to submit the FAFSA, they may select “I do not qualify” to complete this action.



I confirm that:

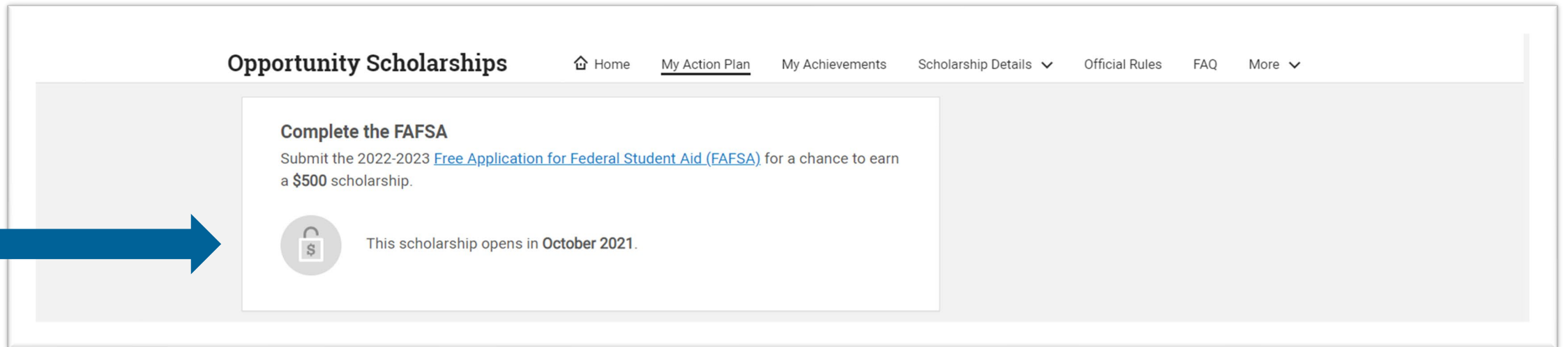
- I submitted the 2020-2021 FAFSA or the financial aid form for my state and I will be able to provide confirmation of my submission
- Or I am legally ineligible to submit the FAFSA or a state aid form

I confirm I qualify

I do not qualify

Confirmation of entry

Once a student submits their confirmation, their My Action Plan will update with a check mark confirming their entry for this action.



The screenshot shows the 'Opportunity Scholarships' page. The navigation bar includes 'Home', 'My Action Plan', 'My Achievements', 'Scholarship Details', 'Official Rules', 'FAQ', and 'More'. The main content area features a card titled 'Complete the FAFSA' with the text: 'Submit the 2022-2023 [Free Application for Federal Student Aid \(FAFSA\)](#) for a chance to earn a \$500 scholarship.' Below this is a lock icon and the text 'This scholarship opens in October 2021.' A large blue arrow points from the left towards the lock icon.

Congratulations!

You Have Completed the
Complete the FAFSA Step!

Next step: Apply for Colleges