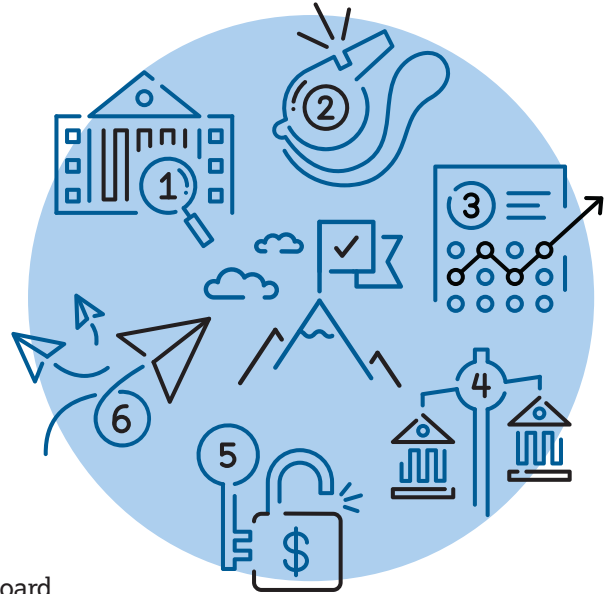




# College Board Opportunity Scholarships

## A Clearer Path to College for All Students










The College Board is investing \$5 million per year in the College Board Opportunity Scholarships, with half of the scholarships designated for students whose families earn less than \$60,000 per year. Applying to college is a complicated process, so we've created a program that guides students through it and rewards their efforts. Your students are eligible to earn scholarships by taking the following actions during certain windows in their junior and senior years:

The Scholarships	The Actions	Action Window
<b>1. Build Your College List:</b> \$500	Build a college list with at least six schools on BigFuture™.	Junior Year: <b>December–July</b>
<b>2. Practice for the SAT:</b> \$1,000	Use Official SAT® Practice on Khan Academy®, and practice for 6+ hours to get ready for test day.	Junior Year Through Fall Senior Year: <b>December–October</b>
<b>3. Improve Your Score:</b> \$2,000	Improve your score on the SAT by 100 points or more either from PSAT/NMSQT® to SAT or SAT to SAT, after practicing on Official SAT Practice on Khan Academy for 12 hours.	Spring Junior Year Through Winter Senior Year: <b>April–January</b>
<b>4. Strengthen Your College List:</b> \$500	Strengthen your college list on BigFuture with a minimum of one safety, two match, and three reach schools.	Summer and Fall Senior Year: <b>August–October</b>
<b>5. Complete the FAFSA:</b> \$1,000	Fill out the FAFSA form to apply for financial aid.	Fall and Winter Senior Year: <b>October–February</b>
<b>6. Apply to Colleges:</b> \$1,000	Apply to at least two colleges you want to attend.	Fall and Winter Senior Year: <b>October–February</b>
<b>Complete Your Journey:</b> \$40,000	Complete all six scholarship steps within the action windows.	Final Drawing: <b>March</b> of Senior Year

The more steps students take toward college, the more opportunities they have to earn a scholarship. Learn more about scholarship details and student eligibility at [cb.org/opportunity](https://collegeboard.org/opportunity).

## Steps to help students prepare. Scholarships to help them pay.

The College Board Opportunity Scholarships guide juniors and seniors through the college planning process and offers them a chance to earn money for college for each action they complete. Scholarships ranging from \$500 to \$40,000 are awarded through monthly drawings during certain action windows. Program eligibility begins in December of a student's junior year and runs through February of their senior year. The more steps students take toward college, the more opportunities they have to earn.

KEY ACTION	Junior Year						Senior Year									
	DEC	JAN	FEB	MAR	APR	MAY	JUN	JUL	AUG	SEP	OCT	NOV	DEC	JAN	FEB	
 <b>Build Your College List: \$500</b>	100 winners every month															
 <b>Practice for the SAT: \$1,000</b>	150 winners every month															
 <b>Improve Your Score: \$2,000</b>					25 winners	25 winners		25 winners		25 winners		25 winners		25 winners		
 <b>Strengthen Your College List: \$500</b>									100 winners every month							
 <b>Complete the FAFSA: \$1,000</b>											200 winners	200 winners	200 winners	100 winners	100 winners	
 <b>Apply to Colleges: \$1,000</b>															500 winners	
 <b>Complete Your Journey: \$40,000</b>																25 winners

JUNIORS — GET STARTED

*Scholarship action windows and drawings are based on the college planning calendar.*

## Additional Educator Resources to Support Students

Visit [cb.org/counselorpledge](https://cb.org/counselorpledge) and **Take the Pledge**—join a national movement to support students on their college journeys, and encourage them to take advantage of the clear steps and benefits of the College Board Opportunity Scholarships.

Check out [cb.org/opportunityscholarshipresources](https://cb.org/opportunityscholarshipresources) for Implementation Tools—downloadable resources to support your entire school community and drive student engagement by guiding your students through these important college planning steps.